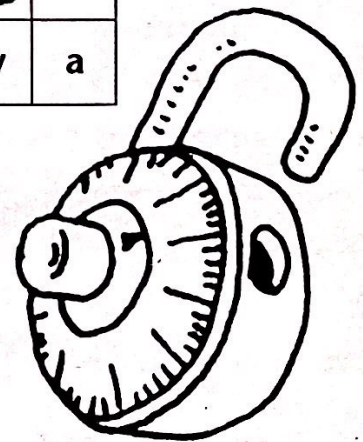
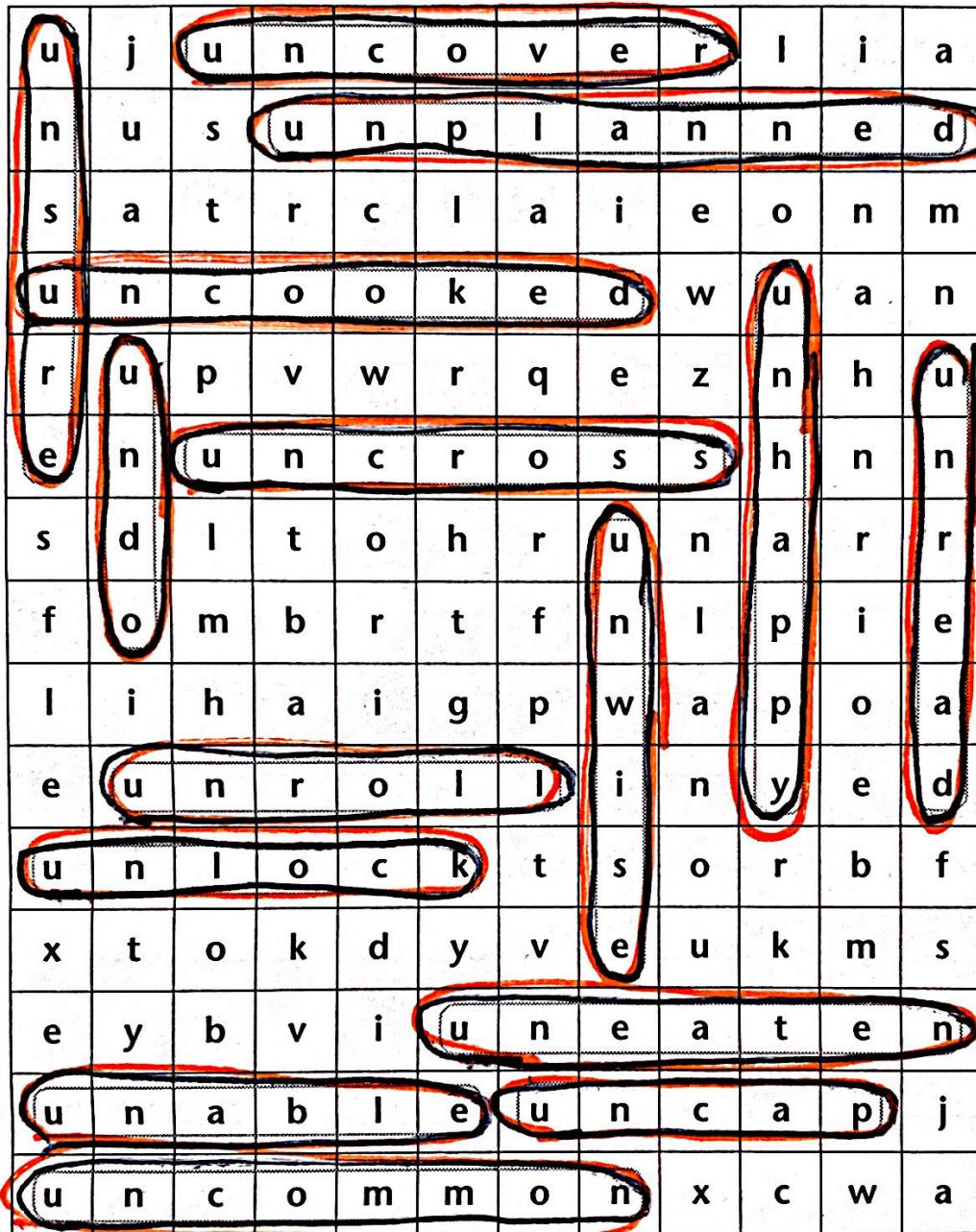


Name \_\_\_\_\_

► Find the *un-* words in the Word Search. Look up, down, and across. Circle the words you find.



**School-Home Connection**


With the student, think of things a person might do around their home that are spelled with the prefix *un-*. Write them in a list.

Name \_\_\_\_\_

► Read the story. Then circle the letter of the best answer to each question.

Nara the cat loved to daydream. She dreamed of living in a palace. She dreamed of wonderful meals and a servant to brush her fur. When her owner came near her, she hissed at him. She did not want to play. She just wanted to daydream.

The boy grew up and moved away, so Nara went to a new home. Nobody ever talked to her there. Nobody came to play with her, either. She had time to daydream, but she was not happy. She missed her old home. "I wish I had paid more attention to my owner," she thought. "We could have had fun. Now I am alone. My dreams were only dreams. Oh, why was I so foolish?"



1. What did Nara do instead of playing?  
A She ate and ate.  
B She ran away.  
C She slept in the sunshine.  
 D She dreamed of a different place.
2. How did Nara feel about her new home?  
A She was scared and nervous.  
 B She was unhappy.  
C She was happy and content.  
D She was cold and tired.
3. What is the theme of the story?  
 A Try to enjoy the life you have.  
B Daydreams are better than real life.  
C Always try to live in a palace.  
D Cats have unusual habits.



**School-Home Connection**

Talk about a story you have read with the student. What message did the author try to teach in the story?

Name \_\_\_\_\_

▶ The directions below are out of order. Rewrite them on the lines that follow. Use the time-order words to figure out the correct order.

### How to Teach a Dog to "Sit"

Third, gently press down on your dog's bottom until the dog sits.

Second, say "Sit" in a firm voice.

Then repeat the lesson until your dog sits on its own.

First, be sure your dog is standing up and facing you.

Next, say "Good dog!" and give the dog a nice treat.

Finally, remember to always take very good care of your dog.



3  
2  
5  
1  
4  
6

3  
2  
5  
1  
4  
6

First, be sure your dog is standing up and facing you.

Second, say "Sit" in a firm voice. Third, gently press down

on your dog's bottom until the dog sits. Next, say "Good

dog!" and give the dog a nice treat. Then repeat the lesson

until your dog sits on its own. Finally, remember to always

take very good care of your dog.

---

---

---

---

---

---

---

---



#### School-Home Connection

Have the student write directions for something that he or she does every day.